




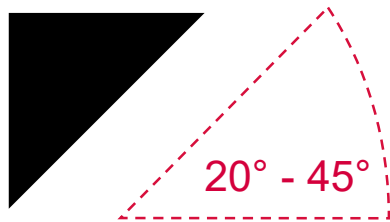
Specific Handling Instructions

Coroplast Adhesive Tapes – Cutting and Tearing Recommendations

Recommended cutting process

After the triple winding, cut the tape in angle of 20° - 45°

Do not forget to fix the tape by a short thumb-pressure



Recommended cutting process



If scissors cannot be used, use of Coroplast safety knife is recommended



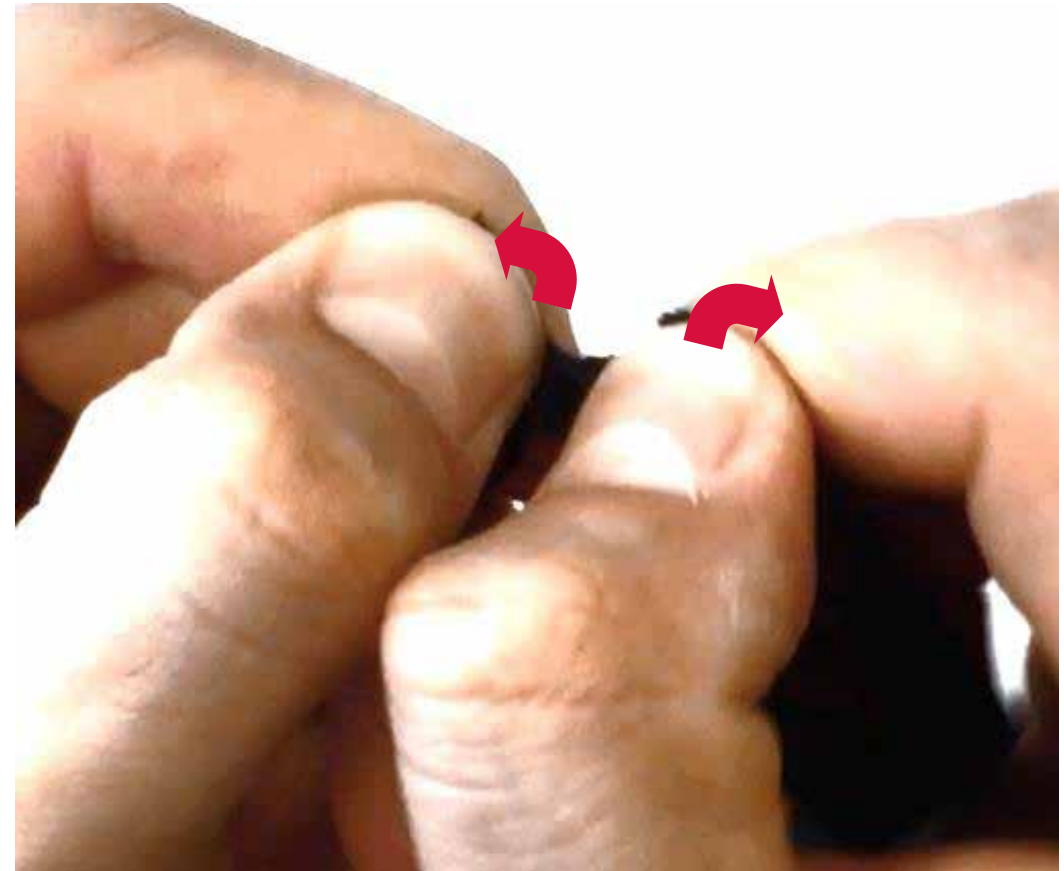
Cut under tension and handle the knife in a constant speed
If required, vary the angle of the knife

Recommended tearing process

Different tearing options (depending on tape):




Tearing in cross-direction (cloth and non-woven tapes)




Tearing in longitudinal-direction at the tapes' edge (fleece tapes)

Recommended tearing process



Triple winding at the end is recommended
Tear off the last layer close to the harness



Fix the tapes' end with a strong thumb-pressure